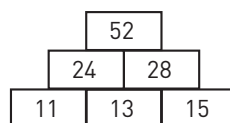


Talpyramider

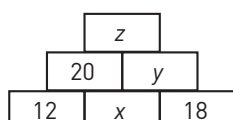
Studera talpyramiden till höger.
Försök komma på hur den är uppbyggd.



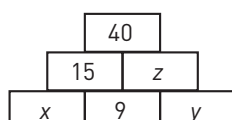
Alla pyramider nedan är uppbyggda på samma sätt som den här ovanför.
Tänk på det när du löser följande uppgifter.

Vilka tal ska stå i stället för x , y och z ?

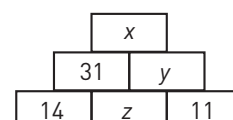
1 a)



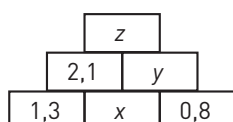
b)



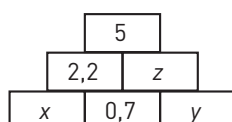
c)



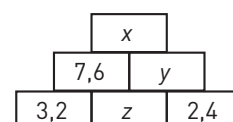
2 a)



b)

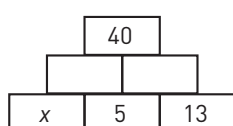


c)

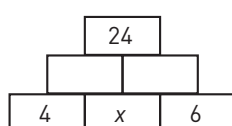


Vilket värde har x ?

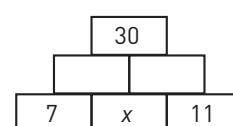
3 a)



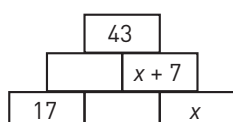
b)



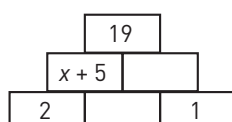
c)



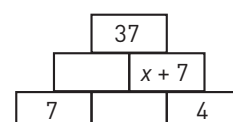
4 a)



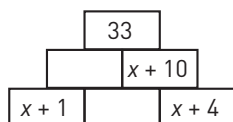
b)



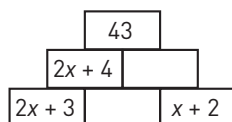
c)



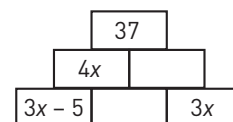
5 a)



b)



c)



6 Konstruera själv talpyramider på liknande sätt.
Låt sedan någon kamrat lösa dina talpyramider.

Talpyramider

FACIT

- 1 a) $x = 8, y = 26, z = 46$
b) $x = 6, y = 16, z = 25$
c) $x = 59, y = 28, z = 17$
- 2 a) $x = 0,8, y = 1,6, z = 3,7$
b) $x = 1,5, y = 2,1, z = 2,8$
c) $x = 14,4, y = 6,8, z = 4,4$
- 3 a) $x = 17$
b) $x = 7$
c) $x = 6$
- 4 a) $x = 12$
b) $x = 5$
c) $x = 10$
- 5 a) $x = 8$
b) $x = 12$
c) $x = 4$
- 6 Visa din lärare